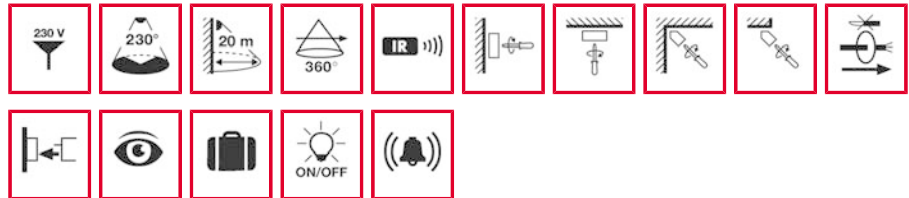




Order description	Order number	EAN code
RC 230i white	EM10015311	4015120015311
RC 230i brown	EM10015410	4015120015410
RC 230i black	EM10015519	4015120015519
RC 230i stainless steel appearance	EM10015618	4015120015618



Short description:

- Motion detector with 230° viewing distance and large range
- 360° anti-creep protection for unbroken coverage, can be switched off by remote control
- Can be programmed by remote control, e.g. continuous light ON/OFF and automatic storage of the current light value
- Default settings ensure immediate operability
- Prevention of operating errors through in-built selector switch for test function/remote control/potentiometer settings
- One-handed plug-base installation
- Double diaphragm line entrance
- Covered connector base with large wiring space
- Sensor range adjustment with additional focus LED as setting aid
- Retractable setting elements prevent unintentional parameter adjustment
- Wall or ceiling mounting possible without accessories thanks to swivel joint
- Individual areas can be masked using the covering cap provided (can be customised)
- Special brackets for mounting on inner and outer corners, available as accessories
- Switching command sent via POWERLINE by means of EPL-Transmitter/RC white (accessory)
- Switching command sent via radio technology by means of ERF-Transmitter/RC white (accessory)

Technical data:

Mains voltage	230 V AC, 50 Hz
Approx. power consumption	0.9 W
Viewing distance	230° (2 x 115° separately adjustable) and 360° anti-creep protection
Range	approx. 20 m, at an installation height of 2,5 m
Setting options	mechanically by adjusting controller, electronically by infrared remote control Mobil-RCi and Mobil-RCi-M (order separately)
Switching capacity	230 V AC, 50 Hz/(16 A relay), 2300 W/10 A (cos phi = 1), 1150 VA/5 A (cos phi = 0.5)
Time setting	impulse/approx. 15 sec. - 30 mins.
Light value	approx. 2 - 2500 Lux
Permissible ambient temperature	-25 °C...+55 °C
Protection type	IP 54
Protection class	II
Test symbol	TÜV Süd
Installation type	wall and ceiling mounting, mounting on inner and outer corners possible with accessories
Housing material	UV stabilised polycarbonate
Approx. measurements	height 105 mm x width 78 mm x length 135 mm
Colour	white, similar to RAL 9010, black, similar to RAL 9005, brown, similar to RAL 8017, stainless steel appearance

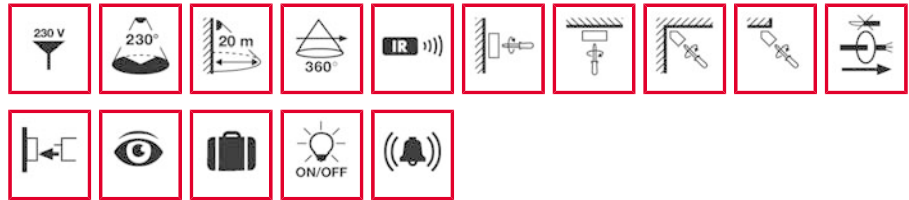
Accessories

- E110033100 - ERF-Transmitter/RC white
- E110033117 - ERF-Receiver/5A white
- EJ10038525 - EPL-Transmitter/RC white
- EJ10038600 - EPL-Receiver/10A blue
- EM10016004 - Mobil-RCi silver
- EM10016011 - Mobil-RCi-M silver
- EM10016110 - RC corner bracket white
- EM10980701 - RC-filter aluminium appearance

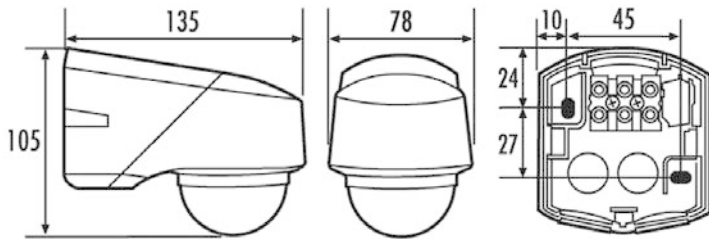
Note: Order remote control separately.



Order description	Order number	EAN code
RC 230i white	EM10015311	4015120015311
RC 230i brown	EM10015410	4015120015410
RC 230i black	EM10015519	4015120015519
RC 230i stainless steel appearance	EM10015618	4015120015618

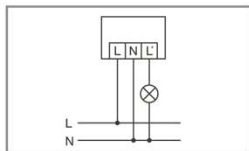


Dimensions in mm

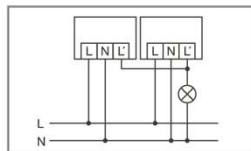


Schaltplan

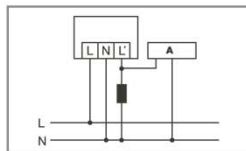
Bewegungsmelder RC 130i, RC 230i, RC 280i



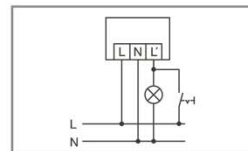
Standardbetrieb



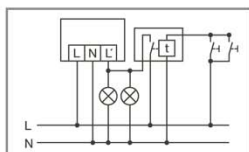
Parallelschaltung von max. 8 Geräten.



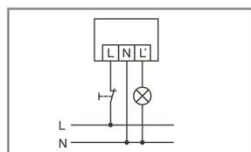
Bei Schaltung von Induktivitäten (z. B. Relais, Schütze, Vorschaltgeräte) kann der Einsatz eines Löschgliedes (A) erforderlich sein.



Standardbetrieb mit zusätzlicher Dauerlichtfunktion durch externen Schalter.



Parallelschaltung mit Treppenlichtautomat.



Standardbetrieb mit der zusätzlichen Möglichkeit des Einschaltens von Hand.

www.esylux.com